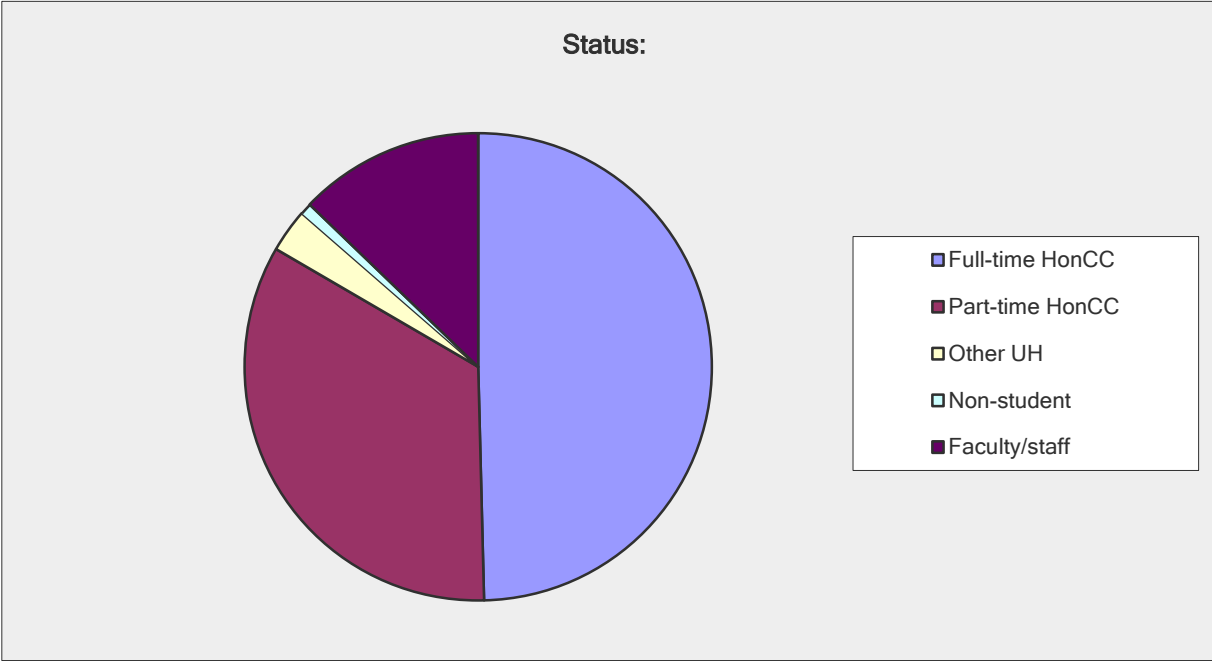


# HCC Library User Survey: Fall 2014

## Question 1

Status:

Answer Options	Response Percent	Response Count
Full-time HonCC	49.6%	66
Part-time HonCC	33.8%	45
Other UH	3.0%	4
Non-student	0.8%	1
Faculty/staff	12.8%	17
<i>answered question</i>		<b>133</b>
<i>skipped question</i>		<b>0</b>



## HCC Library User Survey: Fall 2014

### Question 2

For each of the following statements, please indicate the degree to which you agree/disagree.  
 SA = Strongly Agree      A = Agree      D = Disagree      SD = Strongly Disagree  
 DK/DU = Don't Know or Don't Use

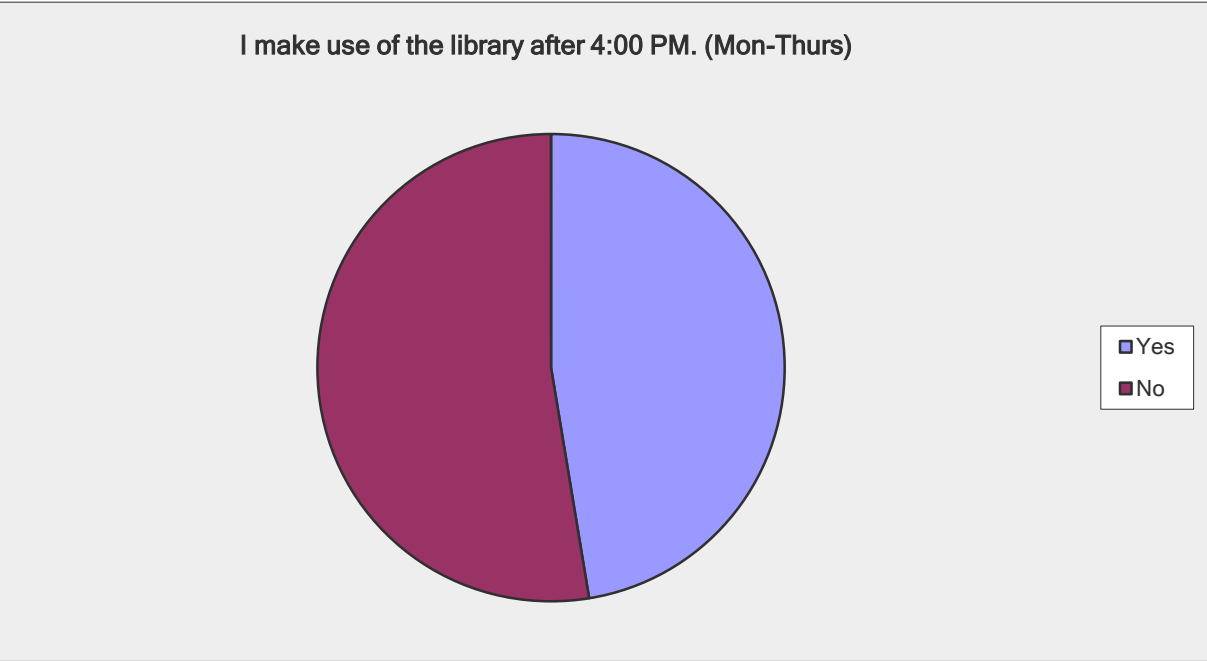
Answer Options	SA	A	D	SD	DK/DU	Response Count
I am generally satisfied with the hours the library is open.	67	50	7	2	7	133
The library staff are approachable and professional.	75	47	0	1	10	133
I feel comfortable being in the library.	84	37	2	1	9	133
The library website is informative and useful for my research.	62	43	2	1	25	133
I usually find enough books (print & e-books) to meet my course needs.	44	42	7	2	38	133
I usually find enough articles (print & online) from the library databases to meet my class needs.	47	48	4	0	34	133
The library staff guide me to resources I can use.	72	36	1	1	23	133
The library's instructional sessions have increased my ability to do research and use library resources.	53	39	0	1	40	133
<i>answered question</i>						133
<i>skipped question</i>						0

HCC Library User Survey: Fall 2014

Question 3

I make use of the library after 4:00 PM. (Mon-Thurs)

Answer Options	Response Percent	Response Count
Yes	47.4%	63
No	52.6%	70
<i>answered question</i>		133
<i>skipped question</i>		0

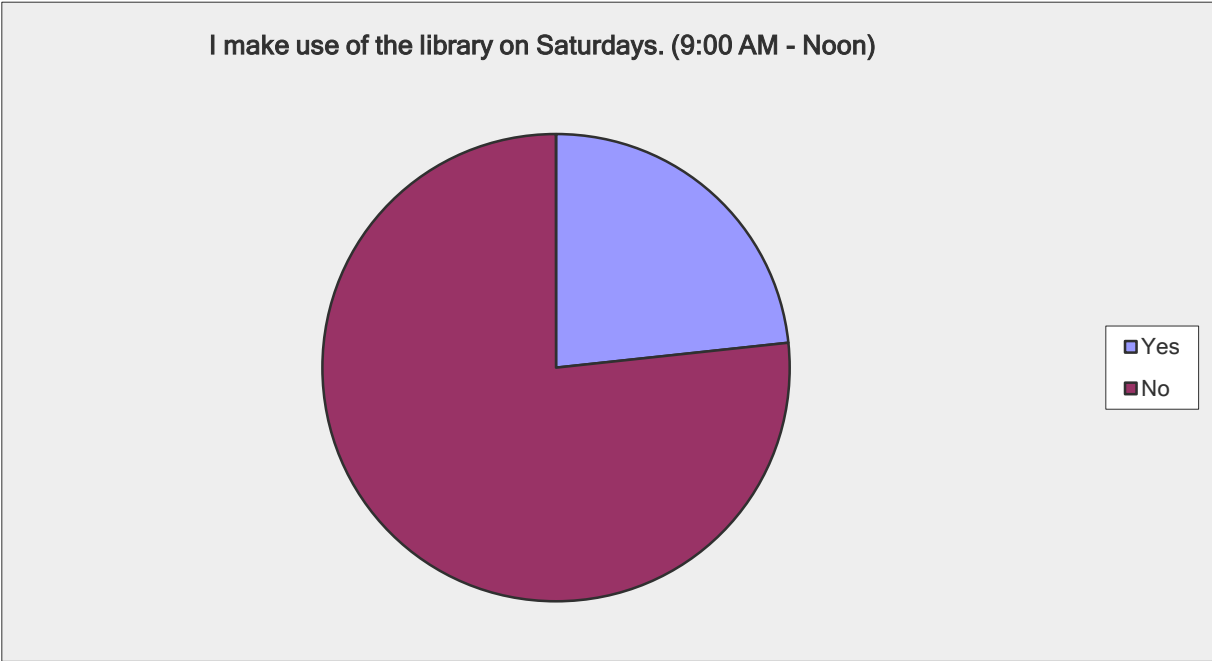


HCC Library User Survey: Fall 2014

Question 4

I make use of the library on Saturdays. (9:00 AM - Noon)

Answer Options	Response Percent	Response Count
Yes	23.3%	31
No	76.7%	102
<i>answered question</i>		133
<i>skipped question</i>		0



HCC Library User Survey: Fall 2014

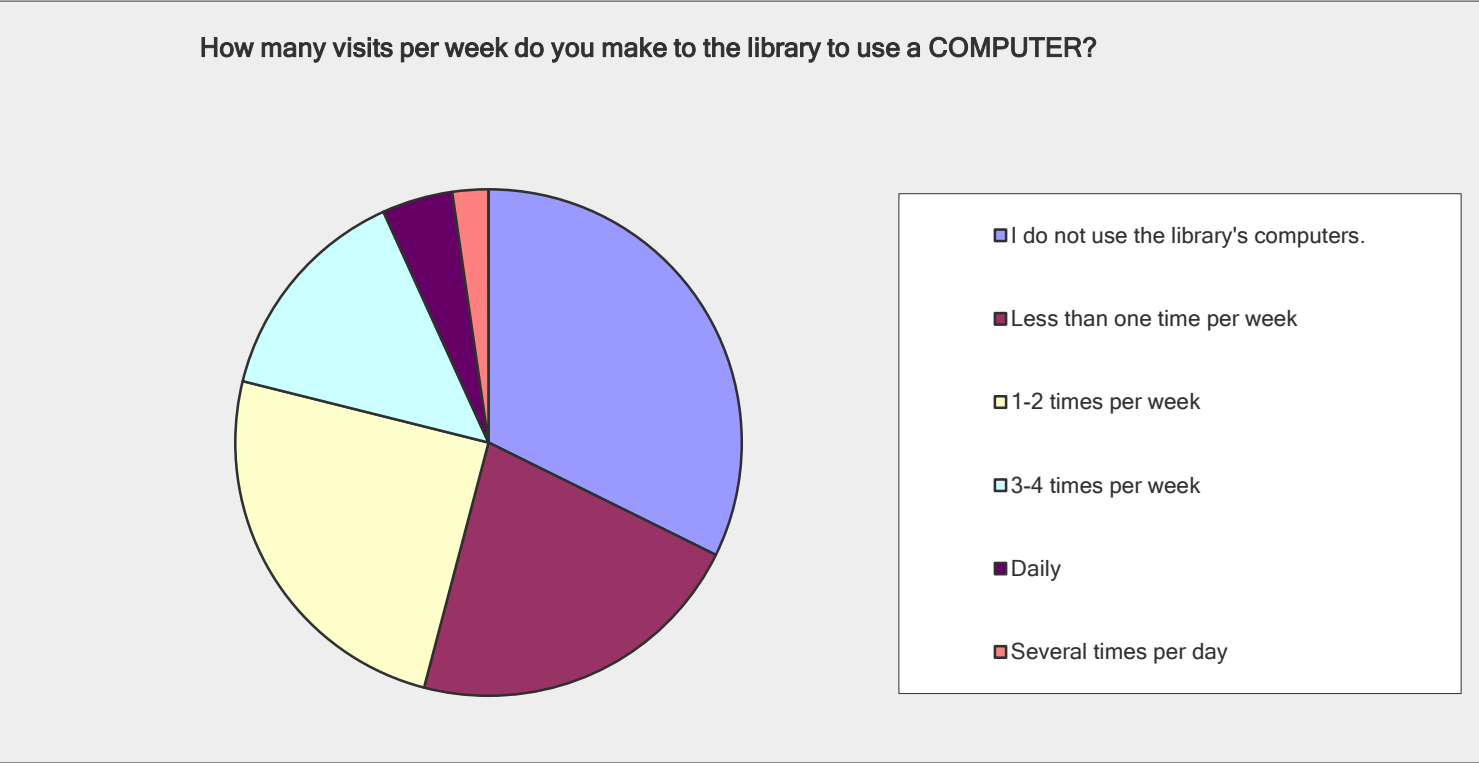
Question 5

Where is the first place you go to use a computer on campus?		
Answer Options	Response Percent	Response Count
Computer Lab (Bldg 2-405)	19.5%	26
Library (Bldg 7)	42.1%	56
Native Hawaiian Center (Bldg 20)	2.3%	3
Writing Center Lab (Bldg 71)	10.5%	14
Do not use computers on campus	25.6%	34
Other (please specify)		25
<i>answered question</i>		<b>133</b>
<i>skipped question</i>		<b>0</b>

HCC Library User Survey: Fall 2014

Question 6

How many visits per week do you make to the library to use a COMPUTER?		
Answer Options	Response Percent	Response Count
I do not use the library's computers.	32.3%	43
Less than one time per week	21.8%	29
1-2 times per week	24.8%	33
3-4 times per week	14.3%	19
Daily	4.5%	6
Several times per day	2.3%	3
<i>answered question</i>		<b>133</b>
<i>skipped question</i>		<b>0</b>

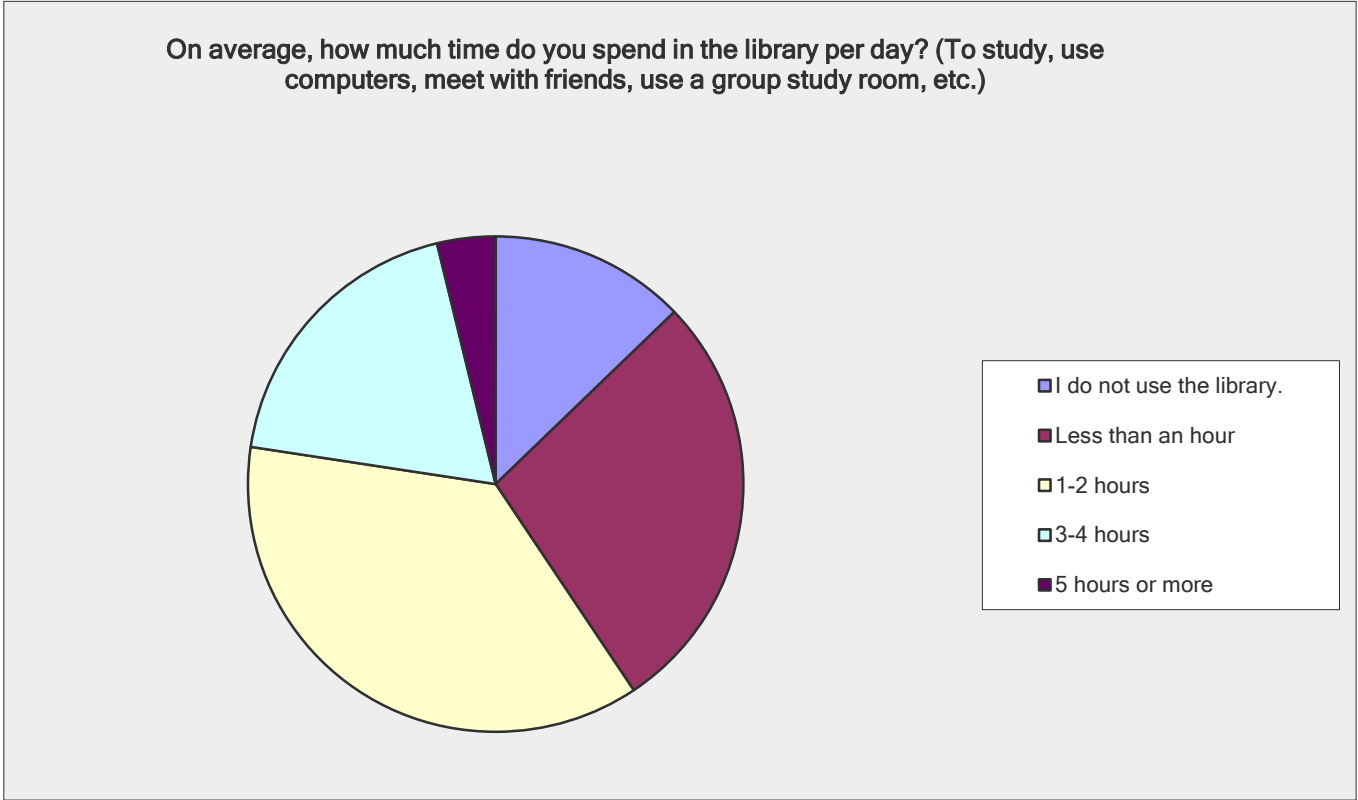


HCC Library User Survey: Fall 2014

Question 7

On average, how much time do you spend in the library per day?  
(To study, use computers, meet with friends, use a group study room, etc.)

Answer Options	Response Percent	Response Count
I do not use the library.	12.8%	17
Less than an hour	27.8%	37
1-2 hours	36.8%	49
3-4 hours	18.8%	25
5 hours or more	3.8%	5
<i>answered question</i>		<b>133</b>
<i>skipped question</i>		<b>0</b>



## HCC Library User Survey: Fall 2014

### Question 8

For each of the following statements, please indicate the degree to which you agree/disagree.

SA = Strongly Agree      A = Agree      D = Disagree      SD = Strongly Disagree

DK/DU = Don't Know or Don't Use

Answer Options	SA	A	D	SD	DK/DU	Response Count
The computer resources in the library contribute to my success at the College.	53	40	3	1	36	133
I am generally satisfied with the computer printing in the library.	49	33	7	3	41	133
I am generally satisfied with the library's photocopiers.	39	38	6	1	49	133
I would make use of a scanner if it were available.	53	29	7	4	40	133
I would make use of a fax machine if it were available.	34	32	7	7	53	133
<i>answered question</i>						133
<i>skipped question</i>						0

### Question 9

When in the library, I use my laptop and/or mobile device to connect to the campus WiFi (wireless) network.

Answer Options	Response Percent	Response Count
Yes	70.7%	94
No	29.3%	39
<i>answered question</i>		133
<i>skipped question</i>		0



## HCC Library User Survey: Fall 2014

### Question 10

Did library staff assist you with set up or access to the campus WiFi network?		
Answer Options	Response Percent	Response Count
Yes	27.8%	35
No	72.2%	91
<i>answered question</i>		<b>126</b>
<i>skipped question</i>		<b>7</b>

### Question 11

Do you own any the following? Check all that apply.		
Answer Options	Response Percent	Response Count
Desktop computer	44.4%	59
Laptop computer	82.7%	110
Printer	60.2%	80
Scanner	37.6%	50
Tablet (iPad, Android tablet, other)	55.6%	74
Kindle/Nook (or similar dedicated e-book reader)	15.0%	20
Smartphone	82.0%	109
None of the above	4.5%	6
<i>answered question</i>		<b>133</b>
<i>skipped question</i>		<b>0</b>

### Question 12

Do you have Internet access at home?		
Answer Options	Response Percent	Response Count
Yes	94.0%	125
No	6.0%	8
<i>answered question</i>		<b>133</b>
<i>skipped question</i>		<b>0</b>

## HCC Library User Survey: Fall 2014

### Question 13

What browser do you use most often?		
Answer Options	Response Percent	Response Count
Chrome (Google)	43.6%	58
Firefox (Mozilla)	27.1%	36
Internet Explorer (Microsoft)	6.8%	9
Safari (Apple)	22.6%	30
Other (please specify)		4
<i>answered question</i>		<b>133</b>
<i>skipped question</i>		<b>0</b>

### Question 14

Why do you use the library's computers? Check all that apply. not use the library's computers, please skip to Question #15)		(If you do
Answer Options	Response Percent	Response Count
I use library computers to check email, MyUH Portal,	66.0%	64
I use library computers for printing only.	44.3%	43
I am taking an online class and use the library's	16.5%	16
I use library computers for homework (writing,	60.8%	59
I do not have access to a computer at home.	9.3%	9
Other (please be specific)		6
<i>answered question</i>		<b>97</b>
<i>skipped question</i>		<b>36</b>

HCC Library User Survey: Fall 2014

Question 15

I do not use the library's computers because...		
Answer Options	Response Percent	Response Count
I prefer to work on my own laptop or home computer.	76.7%	66
The library's computers do not meet my expectations.	11.6%	10
Other (please be specific)	19.8%	17
	<i>answered question</i>	<b>86</b>
	<i>skipped question</i>	<b>47</b>

HCC Library User Survey: Fall 2014

Question 16

I am currently enrolled in a HonCC distance education course (cable course or online).

Answer Options	Response Percent	Response Count
Yes	22.6%	30
No	77.4%	103
<i>answered question</i>		133
<i>skipped question</i>		0

